



Department
for Education

Hallcroft Infant and Nursery School - Attendance summary report

Monitor your school attendance

Summer term 2024 to 2025

Your attendance summary report

This report is specific to your school. It is a summary of your attendance for pupils in years 1 to 6 compared to the national average. You get a new report at the end of each half and full term.

Use it to compare:

- overall attendance
- persistent absence
- attendance for different groups of pupils, including those with special education needs (SEN) support and free school meals (FSM)
- attendance in the current academic year with last year

Refer to the [data definitions](#) to understand how we calculate attendance.

The data:

- is for pupils in years 1 to 6
- is from the start of the academic year up to Wednesday 13 August 2025
- is based on the [daily attendance data](#) schools share with the Department for Education (DfE)
- includes attendance and absence codes, and pupil characteristics as recorded in your school's MIS

Year-to-date attendance data for the whole school and individual pupils is available using the Monitor your school attendance tool via the [View your education data \(VYED\)](#) service.

How to use this report

You should consider both national and similar schools comparison when analysing your attendance data and identifying areas of focus. This will ensure you are able to benchmark your own attendance outcomes.

Share your reports with your academy trust, governing body, or local authority to discuss current strategies for attendance, their effectiveness and whether alternative approaches are needed.

Use caution when comparing the results in this report with other statistics. They may be calculated differently or cover different time periods, causing large differences in results.

You should maintain high aspirations for all pupils and put strategies in place to review any gaps in attendance for specific groups in line with schools' responsibilities in chapter 2 of the [Working together to improve school attendance](#) guidance.

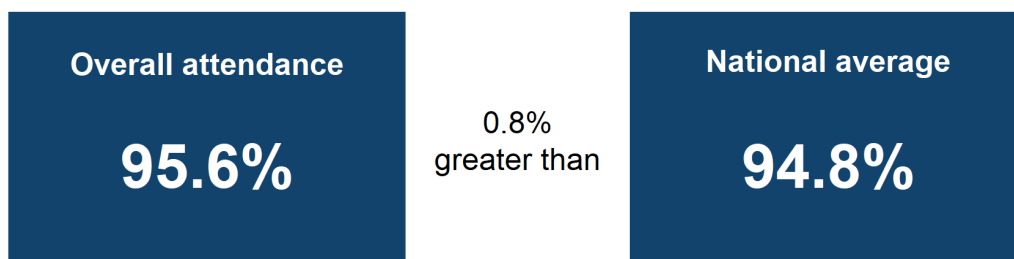
National average

The national averages in this report are for pupils in years 1 to 6 in mainstream primary schools in England.

Headline attendance and absence

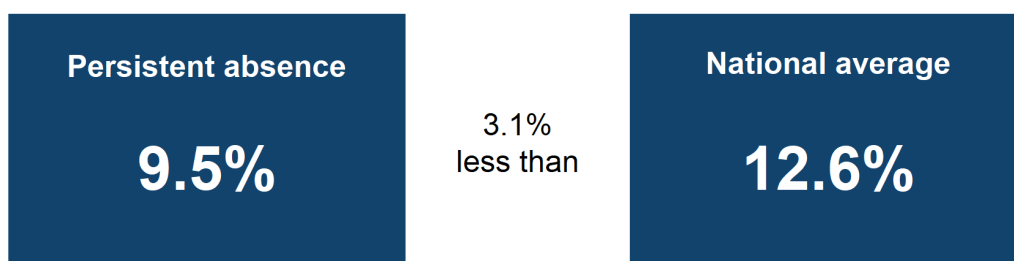
Overall attendance and persistent absence figures for pupils in years 1 to 6 compared to the national average. Results are calculated based on data from the start of the academic year 2024 to 2025, up to Wednesday 13 August 2025.

Overall attendance



Overall attendance is 95.6% which is 0.8% greater than the national average.

Persistent Absence



Persistent absence is 9.5% which is 3.1% less than the national average.

Sources: [Monitor your school attendance results](#) for your school and nationally, data from the DfE.

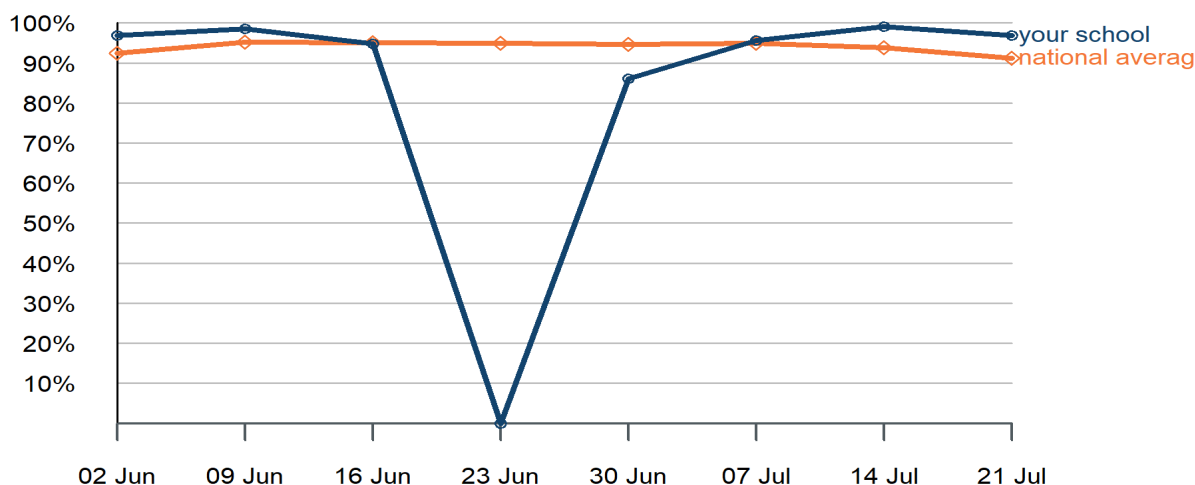
Notes:

You can get year-to-date attendance figures for your school via the Monitor your school attendance tool.

Overall attendance comparison

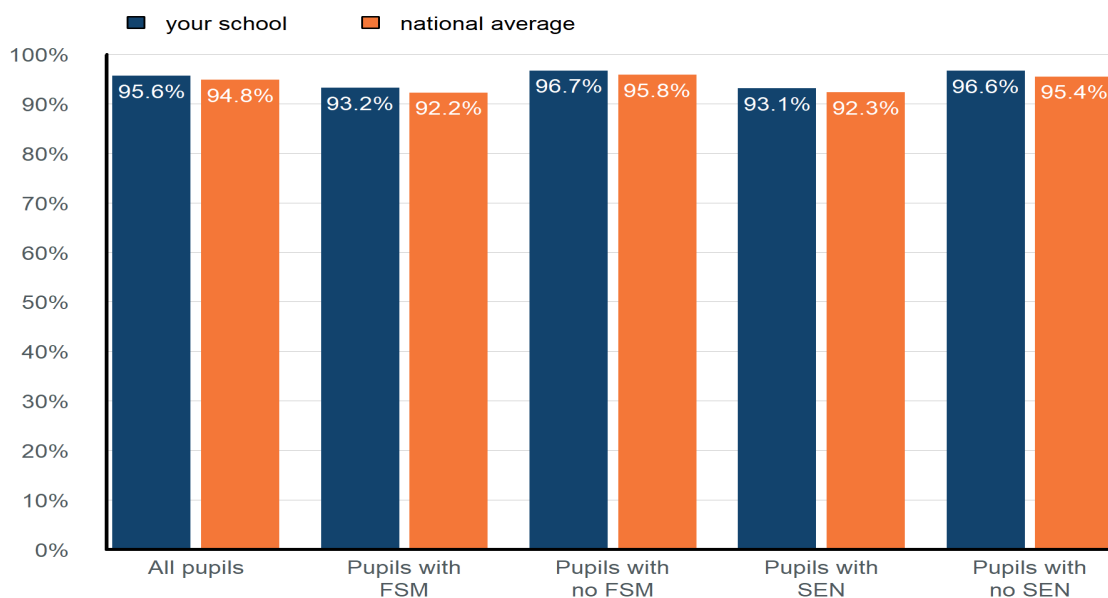
Weekly attendance comparison for the second half of the summer term 2024 to 2025

Figure 1: Graph showing the overall attendance percentage each week during the second half of the summer term, compared to the national average. Results are for pupils in years 1 to 6 from Monday 02 June 2025 to Wednesday 13 August 2025.



Pupil group comparison

Figure 2: Bar chart showing the attendance percentage for pupils with and without free school meals (FSM) and special educational needs (SEN) compared to the national averages. Results are for pupils in years 1 to 6 from the start of the academic year 2024 to 2025, up to Wednesday 13 August 2025.



Special education needs (SEN) support data is taken from the latest record available in your management information system (MIS). SEN support pupil numbers include those with an education health and care plan (EHCP).

Previous academic year comparison

Figure 3: Bar chart showing the attendance percentage for pupils with and without free school meals (FSM) and special educational needs (SEN) compared to last year. Results are for pupils in years 1 to 6 from the start of the academic year 2024 to 2025, up to Wednesday 13 August 2025.

