



Hallcroft Infant & Nursery School

Art & Design Knowledge Organiser



Summer 2- Year 1

Painting & Mixed Media- Colour Splash

What we already know, remember and can do:

ELG Physical Development

ELG: Begin to show accuracy and care when drawing.

ELG Expressive arts and design

Explore, use and refine a variety of artistic effects to express ideas and feelings.

ELG: Creating with materials: Safely use and explore a variety of materials, tools and techniques, experimenting with colour, design, texture, form and function.

(Prior Learning- Painting and Mixed Media- Paint my World)

- Explore paint through finger painting
- Create natural paintbrushes using found objects
- Respond to music through painting
- Make child-led collages using mixed media
- Create landscape collages inspired by Megan Coyle

	Learning Objective	Knowledge What children will know	Skills What children will do	Revisited Vocabulary	New Vocabulary
1	Making Colours Learning Objective To investigate how to mix secondary colours.	<ul style="list-style-type: none"> ✓ To know that the primary colours are red, yellow and blue. ✓ To know primary colours can be mixed to make secondary colours. 	<ul style="list-style-type: none"> ✓ To mix primary colours to make secondary colours. ✓ To say which two primary colours are needed to mix each of the secondary colours: Red + Yellow = Orange Yellow + Blue = Green Blue + Red = Purple 	paint	blend mix primary colours secondary colours
2	Local Artist – Andy Massey Learning Objective To investigate how to mix secondary colours.	<ul style="list-style-type: none"> ✓ To know that the primary colours are red, yellow and blue. ✓ To know primary colours can be mixed to make secondary colours. ✓ To know that adding black makes colours darker. ✓ To know adding white makes colours lighter. 	<ul style="list-style-type: none"> ✓ To name the primary colours: red, yellow and blue. ✓ To mix primary colours to make secondary colours. ✓ To say which two primary colours are needed to mix each of the secondary colours: Red + Yellow = Orange Yellow + Blue = Green Blue + Red = Purple 	paint	blend mix primary colours secondary colours shade

3	Local Artist – Andy Massey Learning Objective I can apply knowledge of colour mixing when painting. I can use my knowledge of shape and line to draw animals.	<ul style="list-style-type: none"> ✓ To know that adding black makes colours darker. ✓ To know adding white makes colours lighter. ✓ To know adding water removes or lightens colours. 	<ul style="list-style-type: none"> ✓ To mix primary colours to make secondary colours. ✓ To overlap paint to mix new colours. ✓ To 'remove' colour to create an effect. 	paint line shape	blend mix primary colours secondary colours shade
4	Painting with Colour Learning Objective I can apply knowledge of colour mixing when painting.	<ul style="list-style-type: none"> ✓ To know that adding black makes colours darker. ✓ To know adding white makes colours lighter. 	<ul style="list-style-type: none"> ✓ To mix primary colours to make secondary colours. ✓ To overlap paint to mix new colours. 	paint	blend mix primary colours secondary colours
5	Printing with Paint Learning Objective I can explore colour when printing		<ul style="list-style-type: none"> ✓ To use a variety of colours in printing. ✓ To create new colours by overlapping prints. ✓ To print with objects, applying a suitable layer of paint to the printing surface. 	print	kaleidoscope pattern shape space texture
6	Exploring Colour Mixing Learning Objective I can experiment with paint mixing to make a range of secondary colours.	<ul style="list-style-type: none"> ✓ To know that there are many different shades (or 'hues') of the same colour. ✓ To know that changing the amount of the primary colours mixed affects the shade of the secondary colour produced. 	<ul style="list-style-type: none"> ✓ To mix two primary colours to make shades of a secondary colour. ✓ To mix at least five different shades of a chosen secondary colour. ✓ To use the five mixed colours to create patterns. 		hue shade
7	Clarice Cliff Plates Learning Objective I can apply painting skills when working in the style of an artist. ✓	<ul style="list-style-type: none"> ✓ To know which primary colours to mix to make secondary colours. ✓ To know an artist is someone who creates. 	<ul style="list-style-type: none"> ✓ To choose colours that look good next to each other. ✓ To choose suitable sized paint brushes. ✓ To describe the completed product and compare it to others. ✓ To use blowing as a paint effect. 		concentric circles design paint silhouette



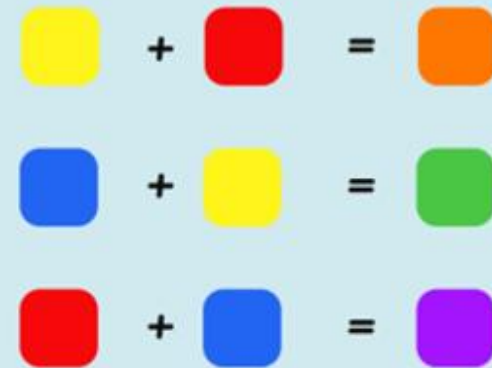
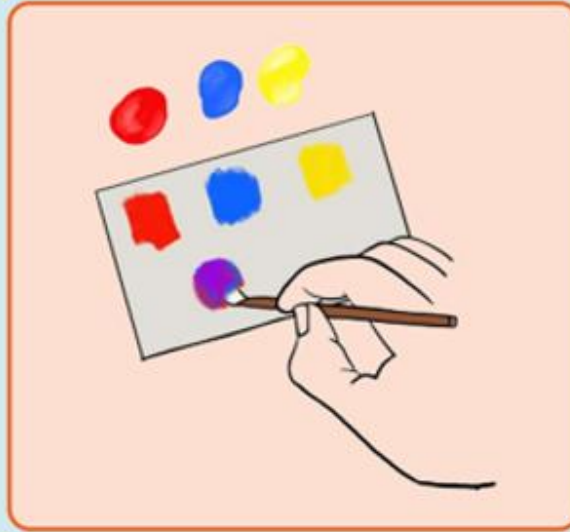
Year 1 Art & Design – Summer 2 -Painting & Mixed Media



Primary colours



Mix secondary colours

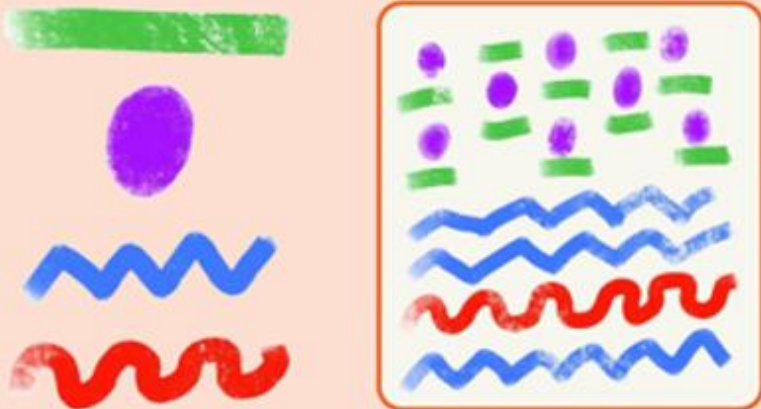


There are many different shades of the same colour. Changing the amount of primary colours mixed affects the shade.



Adding Black – Makes colours darker
Adding white – Makes colours lighter
Adding water – Makes colours lighter or removes colour

Create patterns by repeating shapes, colours, lines



Create patterns by printing



An artist – someone who creates



Clarice Cliff

